


## Recessed LED display luminaires

Recessed mounted display luminaires. Asymmetric light distribution ideal for illuminating vertical surfaces. 17 W, 26 W and 41 W LED versions. (Formerly named Ace-T)

Applications: reception areas, retail, display.

- Asymmetric distribution providing uniform illumination of vertical surfaces
- Supplied with remote gear unit fitted with 2 m lead
- Can be supplied pre-wired with a purpose made 1 m connection lead for plugging directly into the Smart Hub

Notes: Black and silver finishes available to special order (minimum order quantity applies)



IP20      Up to 100.8 LL/CW

### Specification

Mounting	Recessed	IP rating	IP20
----------	----------	-----------	------

### Lighting

Lumen output	1,875 lm - 4,025 lm	Efficacy	Up to 100.8 LL/CW
--------------	---------------------	----------	-------------------

### Power

LED power	17 W - 41 W	Circuit power	20 W - 47 W
-----------	-------------	---------------	-------------

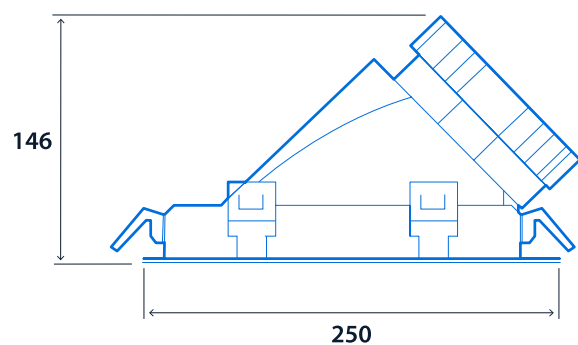
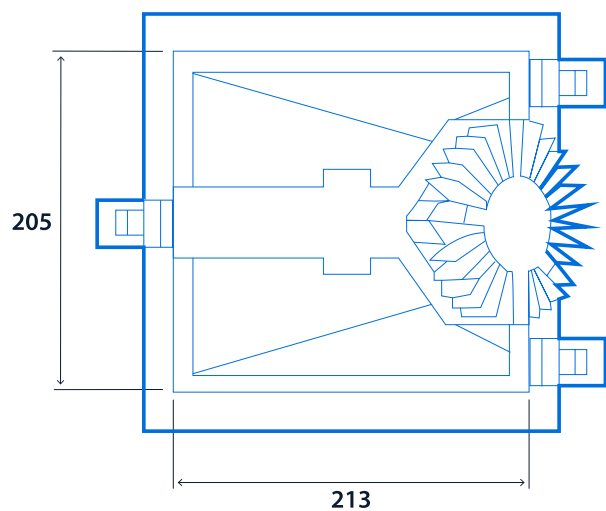
### LED characteristics

CRI	80+	Colour temperature	3000 K 4000 K
Rated life (hours)	50 K - L70/B10		

### Compliance

UKCA	Yes	CE	Yes
------	-----	----	-----

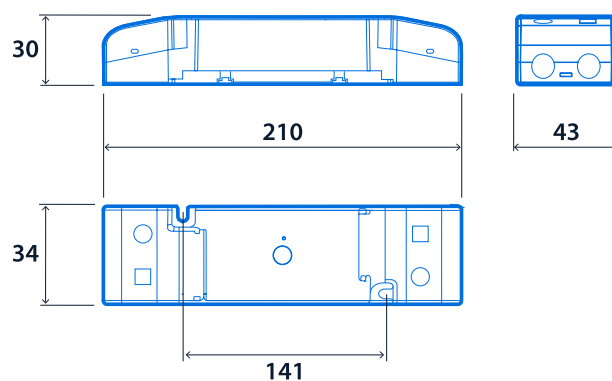
## Dimensions



Cut-out - 230 x230  
Minimum ceiling void - 200



## Standard Remote Driver





**Click or scan here**  
View Quadrum variants using  
our online filtering tool



Information is correct as of 12 Feb 2025, however must not be interpreted as a guarantee of individual product performance and/or characteristics. We reserve the right to alter specifications and designs without prior notice.